

Water and Sewer Authority of
Cabarrus County
Proposed
Annual Operating Budget
FY 2023-2024
and
Capital Improvement Program FY 2023-2033
Expansion Capital Projects Only



Water & Sewer Authority of Cabarrus County

Annual Operating Budget
Fiscal Year 2023-2024

Prepared

By:

Michael Wilson
Executive Director

Table of Contents

<u>Tab</u>	<u>Page</u>
Budget Message	1
Summary/Highlights	
Budget Summary-Operating Fund	4
Revenues Operating Fund -Graph	5
Expenses Operating Fund -Graph	6
Budget Summary-System Development Fee (SDF) Fund	7
SDF Annual Total Collections-Graph	8
Sewer Rate Operating Budget - Highlights	9
Capital Outlay-Highlights	11
Historic Summary of Annual Variable Rate Increases-Graph	12
Billable Wastewater Flows-Graph	13
Debt Service Amortization- Graph	14
Cash Reserves and Unrestricted Cash at Yr End-Graph	15
Cash Reserves System Development Fee Balance at Yr End-Graph	16
 Rates, Fees and Charges	
Sewer Variable Operation & Maintenance Rates	17
Rates for Septage, Liquid and Cake Biosolids	18
Program and Sampling Fee Schedule	19
Laboratory Fees and Surcharges	20
Lake Howell Revenue/Rate Calculation	21
 Sewer Revenue Summary	
Summary of Total Charges by Customer	22
Budgeted Sewer Charges-Concord	23
Budgeted Sewer Charges-Mt. Pleasant	24
Budgeted Sewer Charges-Harrisburg	25
Budgeted Sewer Charges-Kannapolis	26
Budgeted Sewer Charges-Charlotte Water	27
 System Development Fee	
Rate Schedule	28



ISO 14001:2004 ♦ NC Star Public Sector ♦ OHSAS 18001:2007

WATER & SEWER AUTHORITY
OF CABARRUS COUNTY

Office: 232 Davidson Hwy.
Concord, NC 28027

704.786.1883 ♦ 704.795.1564 Fax
www.wsacc.org

March 14, 2023

Subject: Recommended FY 2023-2024 Budget

Dear Chairman Legg and Members of the Board of Directors:

I am pleased to present to you the recommended Fiscal Year 2023-2024 (FY 24) Budget for the Water and Sewer Authority of Cabarrus County (WSACC). The budget was prepared in accordance with the requirements of the North Carolina Local Budget and Fiscal Control Act. I would like to thank the managers, supervisors, and staff of WSACC for their many hours spent in developing, justifying, and discussing the numerous items contained within this proposed budget.

Preparation of this budget has been extremely difficult due to rampant inflation, supply chain issues, and concerns related to employee retention and recruitment. After careful consideration, I am recommending a seven-point nine percent (7.9%) increase in the variable sewer rate from \$1.636 to \$1.766 per thousand gallons. The monthly impact of this increase on a residential customer using 5,000 gallons per month would be \$0.65 per month.

The total proposed FY 24 budget for the Operating Fund is \$21,668,220, a 5.93% increase or \$1,212,944 more than prior year budget. The vast majority of increase is associated with utilities, chemicals, and employee salaries and benefits. Retained earnings (fund balance or reserves) have not been used to balance the budget.

Operating Expenses

The total operating expense (excluding capital outlay and debt service) increased by 10.08% or \$1,369,227. I have addressed the major items below.

Utilities increased by \$464,811 or 27.175%. The increase is a direct result of the City of Concord passing down a “purchased power adjustment” related to natural gas prices impacting their rates.

Chemicals increased by \$314,838 or 24.19%. Inflation and supply chain issues have caused suppliers to increase their prices and limit commitments to future prices that causes us to be at the mercy of current market pricing.

Salary and benefits have increased by \$430,396 or 6.37%. I am recommending a three percent (3%) across the board pay scale adjustment be given to all employees and up to a four (4%) merit increase based on employee performance evaluation. A summary of the items impacting salary and benefits is shown below:

- Pay scale and merit \$346,975.
- Health insurance premium increase \$48,750.
- Local Government Retirement System rate increase from 12.10% to 12.85% \$34,671.

All other line items in operating expenses net out to only a \$159,182 increase.

Debt Service-Fixed Charges

WSACC issued \$65.5 million in revenue bonds in May of 2022 for the expansion of the Rocky River Regional Wastewater Treatment Plant (RRRWWTP) from 26.5 MGD to 30 MGD. An interest only debt payment of \$2,098,685 has been included in the budget. Through careful planning over the past five years, it appears that WSACC will be able to fully fund debt service on the \$65.5 million in FY 25 when the first principal payment comes due without an increase in the fixed charges.

Revenues

As mentioned above, I am recommending a seven-point nine percent (7.9%) increase in the variable sewer rate from \$1.636 to \$1.766 per thousand gallons of treated wastewater. This increase will generate an additional \$915,850 in revenue.

Cabarrus County has experienced a moderation in the amount of rainfall it has received over the past several months. After several years of above historical average rainfall, forecasting accurate sewer flows has been challenging. It is difficult to identify impacts from growth versus annual rainfall. I have not increased the projected FY 24 annual sewer flows from the prior fiscal year of 7.045 billion gallons. Total variable revenue is \$12.441 million on 7.045 billion gallons.

I also recommend that we increase the Septage Hauler Rate from \$0.055 per gallon to \$0.06 per gallon. Budgeted Septage Hauler revenue has been increased from \$400,000 to \$450,000.

Anticipated investment earnings have been increased due to actions signaled by the Federal Reserve that they will push short term interest rates higher. Therefore, I have increased investment earnings from \$150,000 to \$500,000.

Personnel

No new positions are recommended for the budget year.

As all employers are experiencing, it has become difficult to keep and attract qualified employees. Out of 59 employees, WSACC saw seven positions open and be filled last calendar year. We currently have three out of fourteen wastewater operator positions open and are desperately seeking candidates to apply for these positions.

As in the past, I am also recommending the inclusion of \$20,000 to continue the career ladder program previously approved by the Board that offers certain employee classifications the opportunity to advance based on completing specified training and demonstrating proficiency in essential skills.

System Development Fee

Raftelis Financial Consultants has prepared the draft report of SDF recalculated rates that I will be presenting during the March 16th Board meeting. The draft report includes amounts for the Buy-In, Incremental and Hybrid approaches. These calculations establish the maximum SDF that can be charged but allows the Board to set a lower rate if it so chooses.

Due to the uncertainty of the current economic climate and the impact that raising SDFs will have on building starts, the proposed budget for the System Development Fee (SDF) Reserve Fund will remain at the previous year budgeted level of \$3.2 million. The entire amount of SDF collected is budgeted to go into reserves until the Board approves the transfer to capital projects.


Capital Improvement Program (CIP)

The Master Plan will not be completed until mid-summer and until that time, we will not be able to prepare a comprehensive CIP. Due to the requirement to recalculate the SDF for FY 24, WSACC required the contractor of the Master Plan, Black & Veatch, to provide a "Expansion Project Only CIP" by mid-January.

Our ten-year "Expansion Projects Only CIP" will be presented at the March 16th Board meeting. The CIP identified 15 projects totaling \$642.834 million of expansion projects related to treatment and transportation of wastewater that will be needed in the next ten years to provide capacity for continued growth in Cabarrus County. Based on our Master Agreement and Amendments, Charlotte Water is estimated to fund \$105.776 million of the above needs.

I would like to thank the Board for giving me the opportunity to serve as your Executive Director. I continue to be overwhelmed by the dedication and assistance provided by staff. Putting together this budget has provided us many opportunities to plan for the future. I look forward to your comments and questions regarding the recommended budget.

Respectfully submitted,



Michael Wilson, CPA
Executive Director

Water and Sewer Authority of Cabarrus County
Budget Summary
Fiscal Year 2023 - 2024

Operating Fund

Revenues

Variable Flow- Operation and Maintenance	\$ 12,441,470
Fixed Shares-Treatment	4,859,342
Fixed Shares-Interceptor	1,857,100
Surcharges	550,000
Program Fees	85,380
Sample & Lab Fees	191,688
Lake Howell Charges	306,029
Import Biosolids Charges	400,000
Septage Haulers	450,000
Investment Earnings	500,000
Other	<u>27,211</u>

Total Revenues Operating Fund \$ 21,668,220

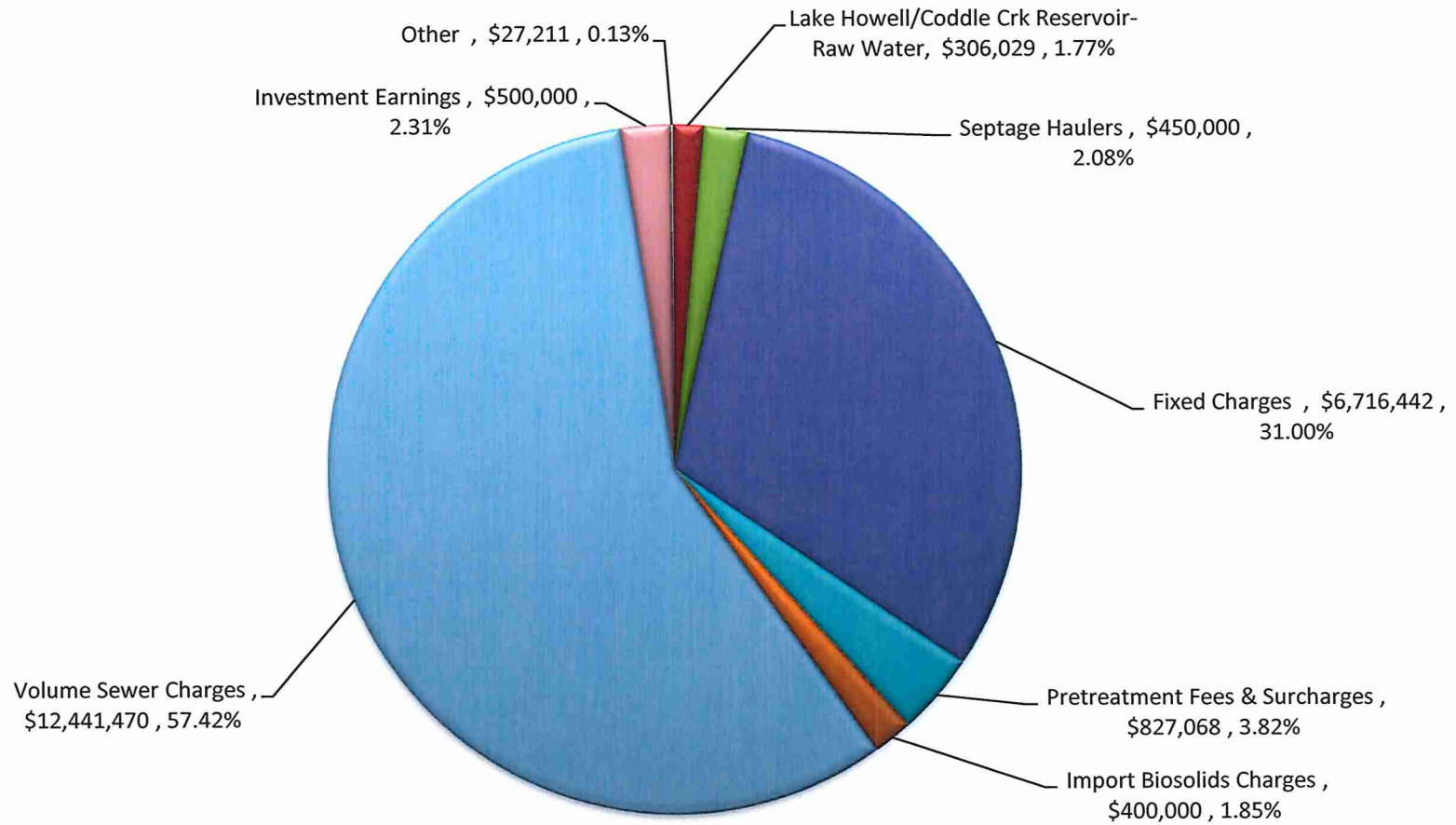
Expenses

Administration	\$ 1,754,069
Engineering	823,116
Rocky River Regional Waste Water Treatment Plant	7,240,339
Biosolids Import/Incineration	2,130,513
Laboratory	620,810
Pretreatment	237,181
Muddy Creek Waste Water Treatment Plant	279,202
Interceptors	1,913,358
Lake Howell Reservoir	306,029
Debt Service-Treatment	4,454,542
Debt Service-Interceptor	1,322,099
Nondepartmental	<u>586,962</u>

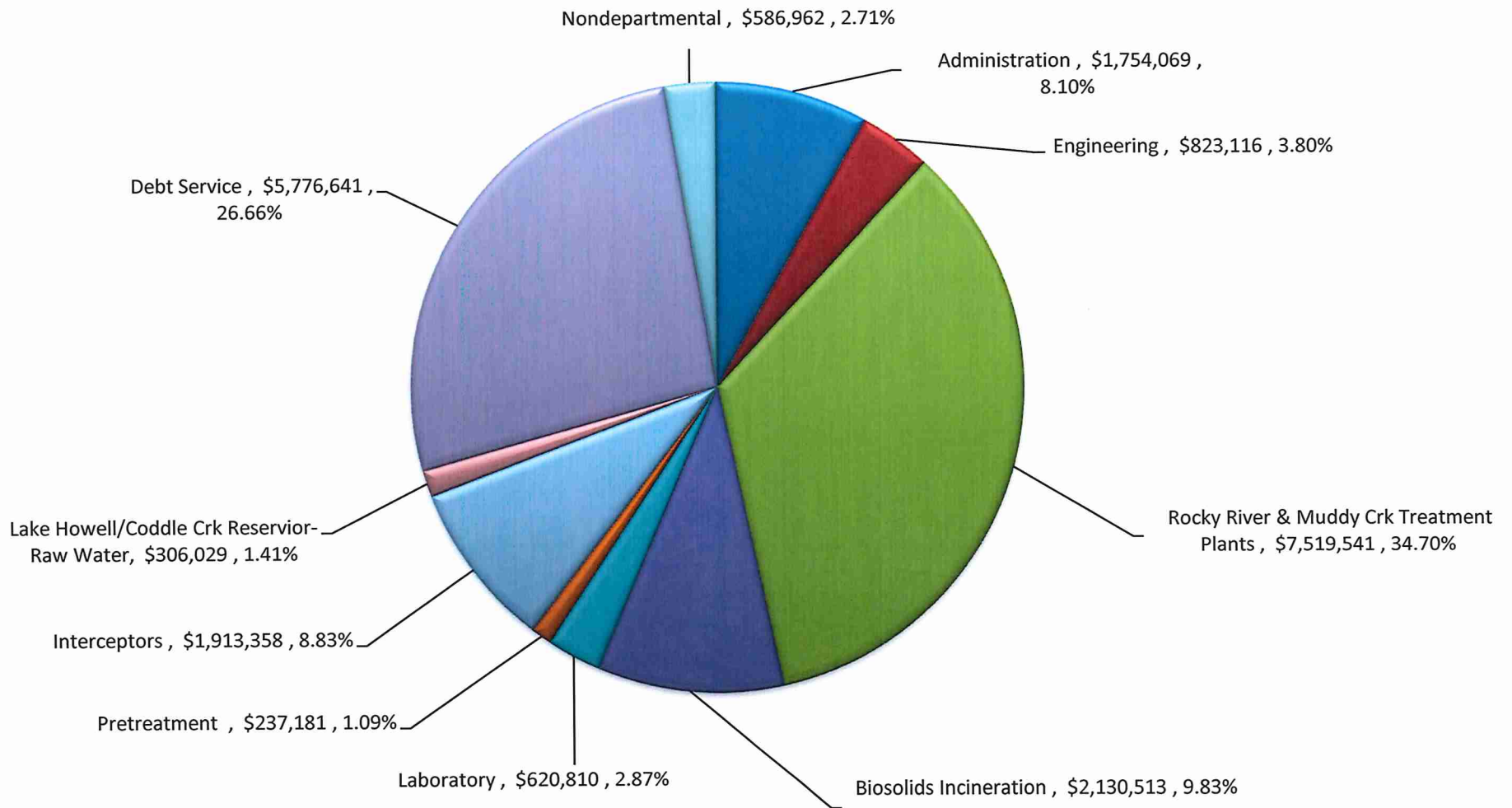
Total Expenses Operating Fund \$ 21,668,220

2/10/2023

Operating Fund Revenues-- By Source FY 2023-2024



Operating Fund Expenses-- By Department FY 2023-2024



Water and Sewer Authority of Cabarrus County
Budget Summary
2023 - 2024

System Development Fee Fund

Revenues

System Development Fee	\$ 3,200,000
------------------------	--------------

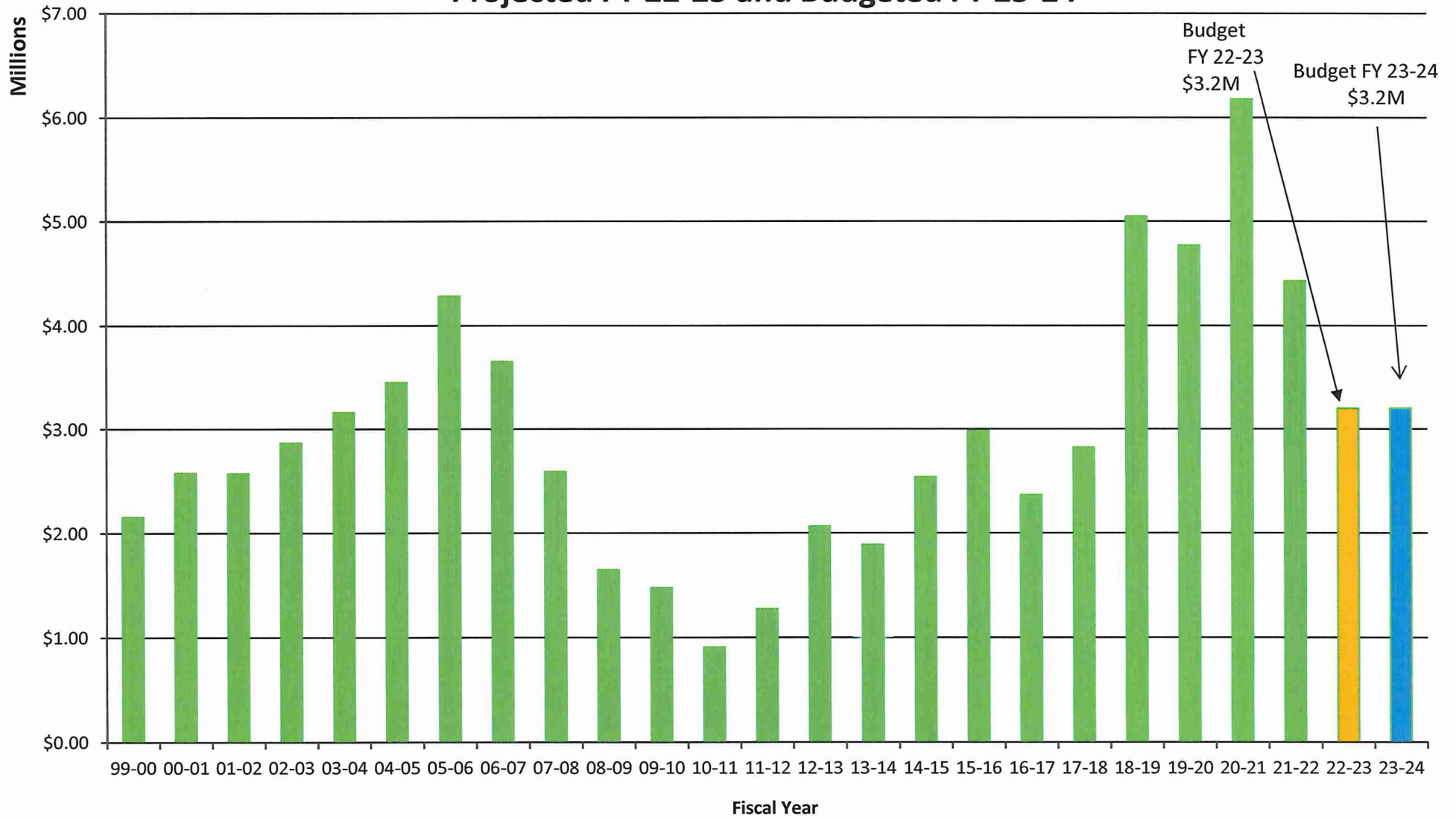
Total Revenues System Development Fee Fund	<u>\$ 3,200,000</u>
---	----------------------------

Expenses

Contribution to System Development Fee Reserve	\$ 3,200,000
--	--------------

Total Expenses System Development Fee Fund	<u>\$ 3,200,000</u>
---	----------------------------

Actual System Development Fee Collections for Prior Years and Projected FY 22-23 and Budgeted FY 23-24



Water and Sewer Authority of Cabarrus County

Operating Budget

Fiscal Year 2023-2024

Revenue and Flow Highlights

- Variable Sewer Rate - A seven-point nine percent (7.9%) increase in the variable sewer rate is proposed for the upcoming year. The variable sewer rate increase is expected to generate \$915,850 in additional revenue.
- Budgeted Sewer Flows - Budgeted sewer flows remained at the prior year amount of 7.045 billion gallons. Mt. Pleasant budgeted sewer flow has been reduced from 80 million gallons to 65 million gallons and the Harrisburg has been increased from 570 million gallons to 585 million gallons all other have remained at last year amounts based on recent metered flows.
- Fixed Charge Revenues - have decreased by \$156,284. This decrease is associated with the payoff of SRF debt for the RRRWWTP Phase 1 upgrade.

Expense Highlights

- Salary Adjustments – I am recommending a 3% across the board increase for all employees and up to a 4% increase in merit pay based on personal evaluations. I have included approximately 7% of current salaries and benefits in a pool of \$346,975 has been included within the budget.
- Salary Adjustments-Career Ladder - A pool of \$20,000 plus fringe benefits has been included in the budget for implementation of the career ladder for certain classes of employees.
- Retirement Contribution Increase – The Board of Trustees of the Local Governmental Employees' Retirement System (LGERS) voted to continue the policy of increases in the required employer contribution rate that would be needed to maintain the financial soundness of the LGERS. For FY 22-23, the employer required contribution rate increased from 12.10% to 12.85%. The direct budgeted impact of this increase is \$34,671 for WSACC. Employees will continue to contribute their mandatory 6% of covered payroll.
- Health Insurance Premiums - Based on discussions with our insurance broker, we are projecting a 5% increase in premiums representing an additional \$48,750 in cost for 58 full-time employees and 9 retirees. We are expecting renewal quotes in late April or early May.

- Chemicals – We have experienced price increases of approximately 15% during the year for chemicals. Across all budgets we are seeing estimates from vendors for future delivery of chemicals to increase in the 10% range. We have included an additional \$314,838 in both pretreatment and effluent chemicals associated with both increased flow volumes and maintaining compliance with discharge limits.
- Utilities – The RRRWWTP, Biosolids and Interceptor departments budgeted an additional \$464,811 based on the purchase power adjustment passed down from the City of Concord.

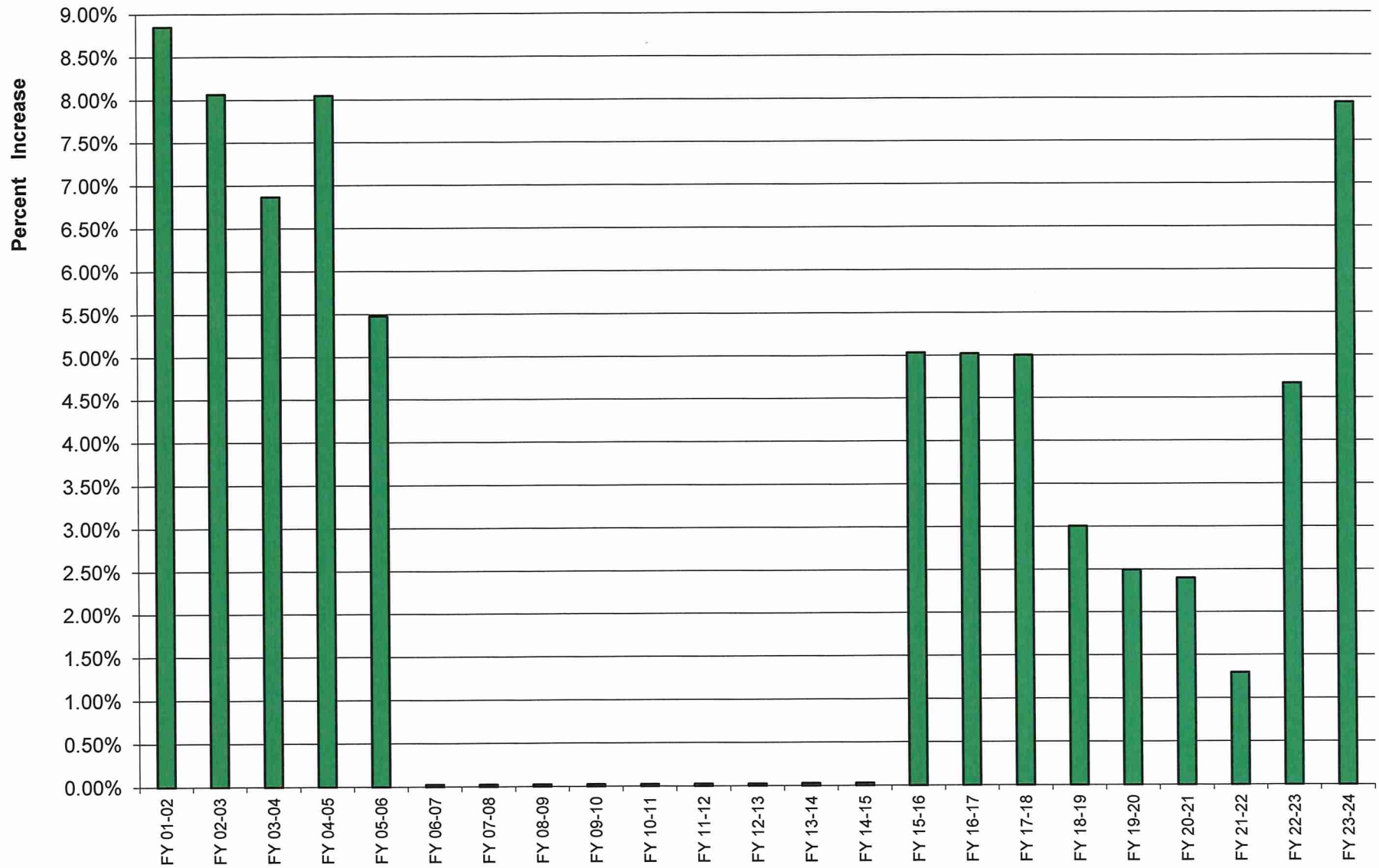
Water and Sewer Authority of Cabarrus County

Capital Outlay Requests

For the Fiscal Year 2023-2024

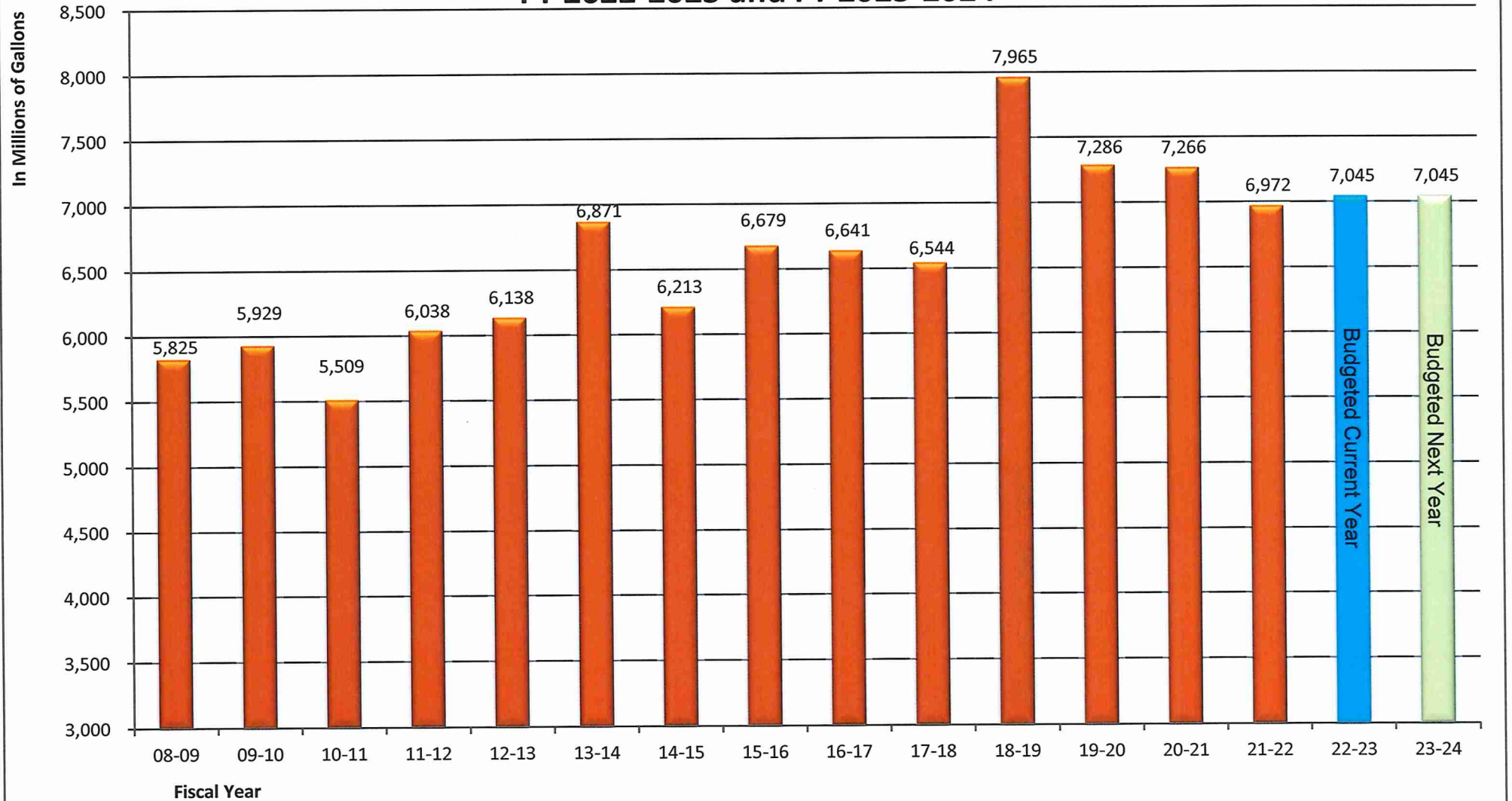
<u>Departm</u>	<u>Item</u>	<u>Amount</u>	<u>Subtotals</u>	<u>Total Budgeted</u>
RRRWWTP				
	<u>IT Equipment</u>			
R	Replace 8 yr old server that includes storage for 7 yrs.	\$ 23,800	\$ 23,800	
	<u>Vehicles</u>			
R	1 Ton 4X4 W/Service Bed Replace WT-585	\$ 51,000		
R	1/2 Ton W/Crew Cab Replace WT-574	\$ 30,000		
			\$ 81,000	
	<u>Bldg & Grnds</u>			
	5 Yr Turnaround O2 Plant	\$ 150,000	\$ 150,000	
		Total RRRWWTP		\$ 254,800
<u>Biosolids</u>				
	<u>Equipment</u>			
R	Centrifuge Rotating Assembly & Backdrive Refurb.	\$ 150,000		
R	Tank 3,900 NaCl Odor Control			
			\$ 150,000	
		Total Biosolids		\$ 150,000
<u>Interceptors</u>				
	<u>Lines & Stations</u>			
R	Interceptor Line Rehab-Per I & I Study	\$ 400,000		
	Replace manholes and line segments identified as needing replacement or repair.		\$ 400,000	
	<u>Equipment</u>			
R	Tractor and Mower Replace I-602	\$ 115,000		
R	Side by Side ATV Replace I-618	\$ 20,000		
			\$ 135,000	
		Total Interceptor		\$ 535,000
Total Capital Outlay Sewer Budgets--Funded Out of Fixed Charges				\$ 939,800
R = Replacement of Capital Item				

Historic Summary of WSACC Annual Variable Rate Increases

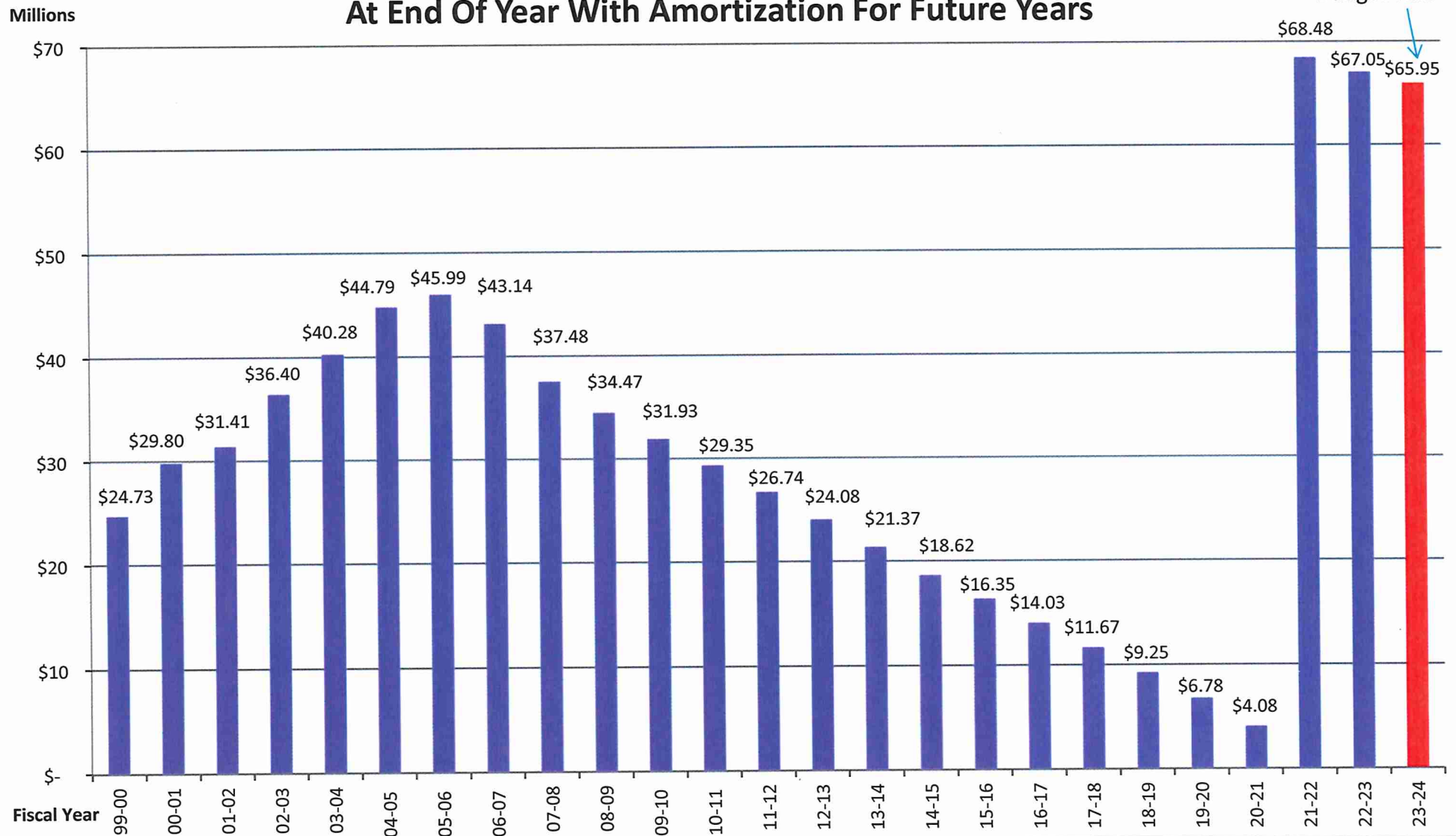


All Increases Expressed As A Percentage.

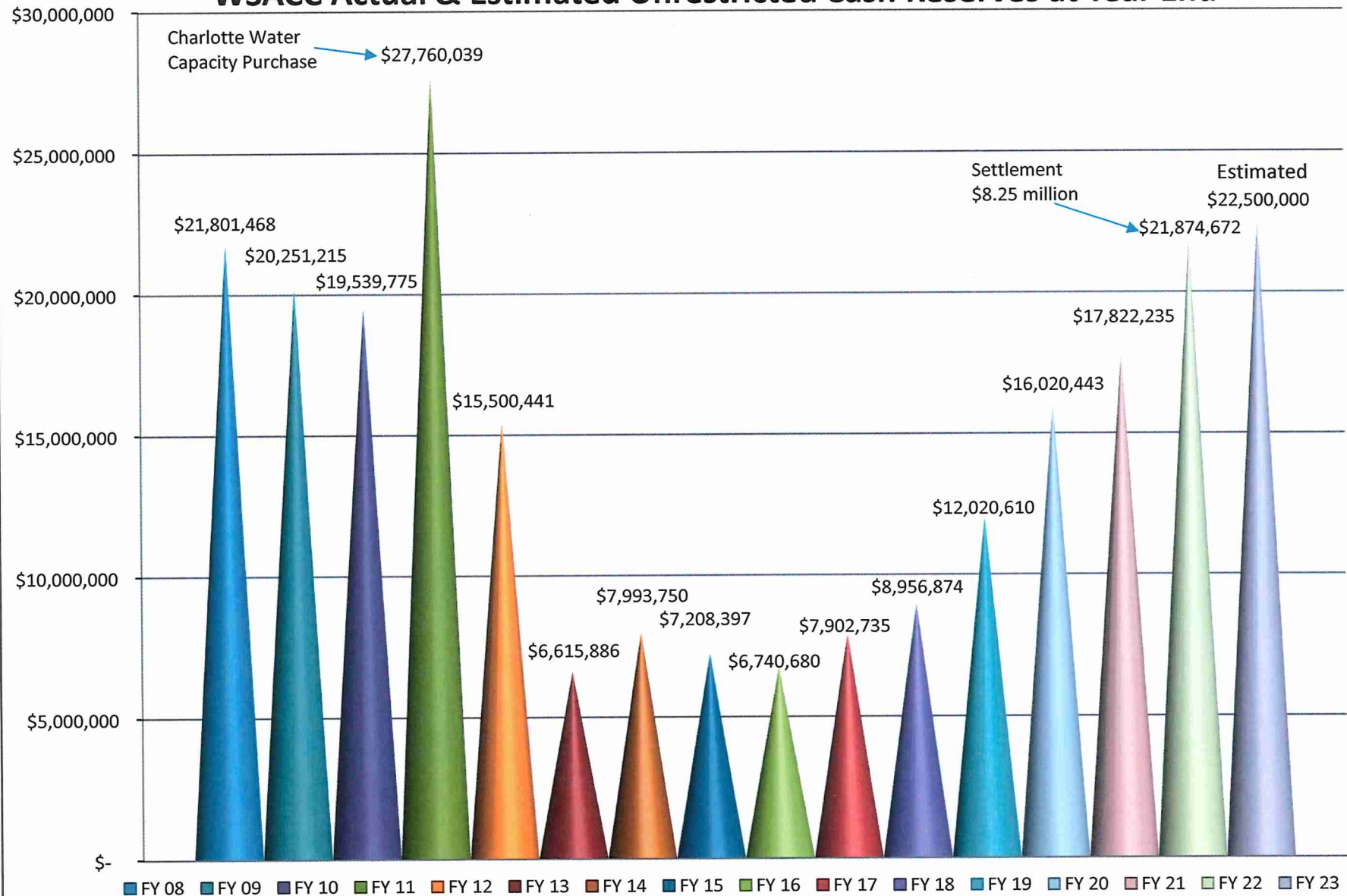
Actual Historic WSACC Billable Flows With Budgeted Flow Projections For FY 2022-2023 and FY 2023-2024



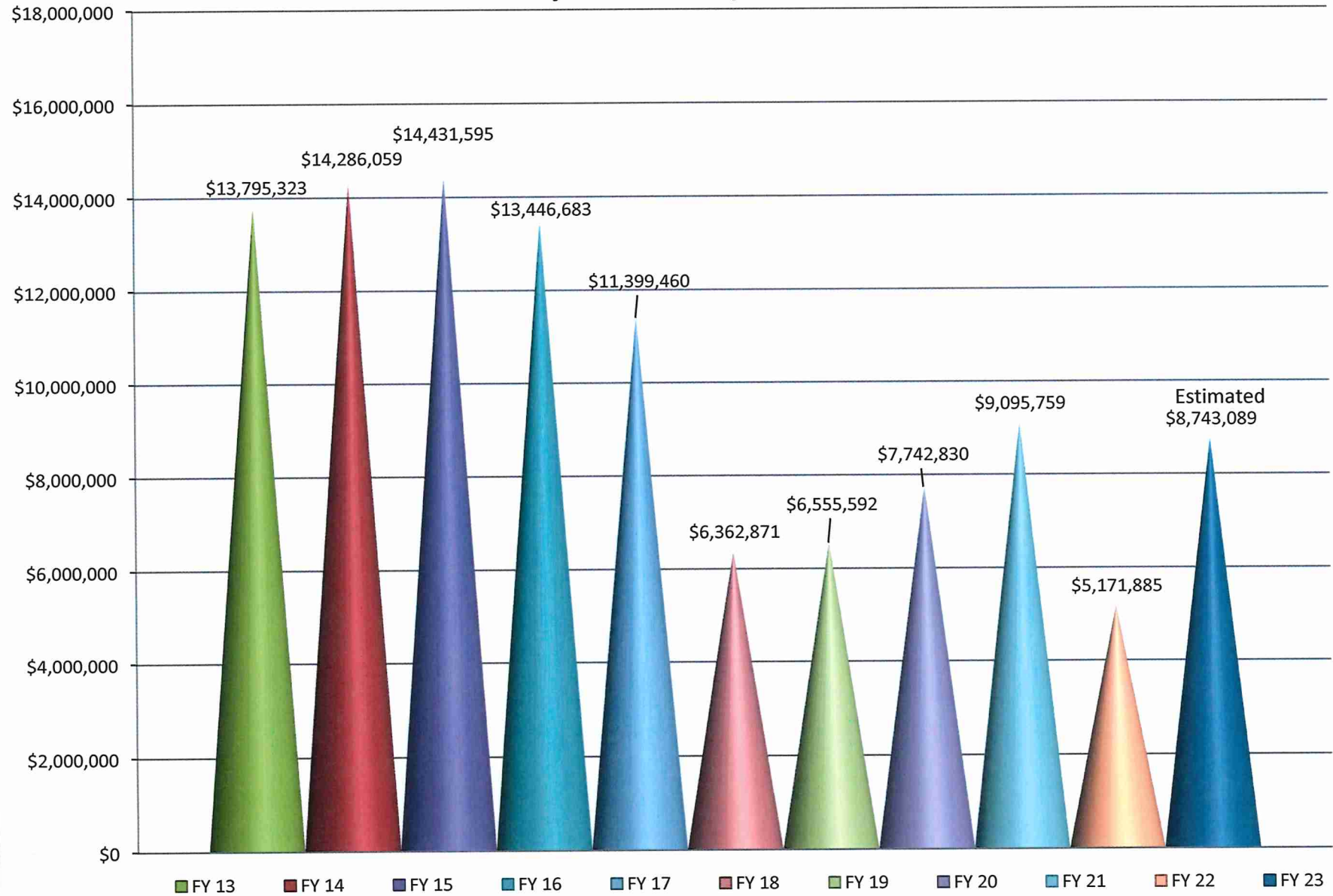
WSACC Historic Annual Total Outstanding Debt (In \$ Millions) At End Of Year With Amortization For Future Years



WSACC Actual & Estimated Unrestricted Cash Reserves at Year End



WSACC Actual & Estimated System Development Fee Balance at Year End



**Water & Sewer Authority of Cabarrus County
Operation & Maintenance Variable Sewer Rate
2023-2024 Fiscal Year**

	Proposed Rate /1,000 <u>gallons</u>	Prior Year Rate /1,000 <u>gallons</u>	Percent <u>Increase</u>
Operation & Maintenance Rate/ 1,000 gal.	<u>\$ 1.766</u>	<u>\$1.636</u>	<u>7.90%</u>
Budgeted Sewer Flow in Million Gallons	7,045.0		
Average Daily Flow in Million Gallons 19.301			
Cost to Recover Through O&M Variable Rate	<u>\$ 12,441,682</u>		
Revenue generated for each penny in variable rate	<u>\$ 70,451</u>		
<i>Increase on Customer with 5,000 gallons per month</i>		<i>\$0.65</i>	
<i>Increase on Customer with 60,000 gallons per year</i>		<i>\$7.80</i>	

**Water & Sewer Authority of Cabarrus County
Rates and Charges-Septage, Liquid and Cake Biosolids
For Fiscal Year 2023-2024**

Septage Haulers

For liquid septage of household strength and volatility	\$	0.060	per	gallon
	\$	60.00	per	1,000 gallons

Bulk Haulers-Liquid Biosolids

For bulk haulers the charge will be determined on a case by case basis by the Engineering Director based on the percent solids, volatility, impact on the plant and the need for additional volume.

Bulk Haulers-Cake Biosolids

For bulk haulers the charge will be determined on a case by case basis by the Engineering Director based on the percent solids, volatility, impact on the plant and the need for additional volume.

Water & Sewer Authority of Cabarrus County							
Rates and Charges							
For Fiscal Year 2023-2024							
LABORATORY FEES							
BOD			\$26.00		OTHER ANALYSES:		
COD			\$29.00		OIL & GREASE		\$58.00
TSS			\$15.00		MERCURY		\$28.00
VSS			\$22.00		CYANIDE		\$43.00
NH3-N			\$23.00		CHLORIDES		\$20.00
pH			\$9.00		FECAL COLIFORM		\$33.00
ALKALINITY			\$17.00		TKN		\$32.00
SS			\$15.00		T PHOSPHORUS		\$25.00
CONDUCTIVITY			\$16.00				
METALS - ICP-MS:							
COPPER			\$26.00		SDWA DRINKING WATER ANALYSES:		
SILVER			\$26.00		T COLIFORM		\$29.00
ZINC			\$26.00				
ARSENIC			\$26.00		SAMPLER RENTAL DAILY		\$41.00
BERYLLIUM			\$26.00		Containers		\$4.76
CADMIUM			\$26.00				
CHROMIUM			\$26.00		Inconvenience Fee/Day	\$	29.00
LEAD			\$26.00				
NICKEL			\$26.00				
SELENIUM			\$26.00				
HIGH STRENGTH SURCHARGE RATES					APPLICATION/ADMIN FEES		
(PER LB)							
BOD			\$0.059				
COD			\$0.105		Pretreatment Permit	\$	350
TSS			\$0.280		Septage Haulers Permit	\$	250
NH3-N			\$0.341				
*OTHERS			\$0.431				
*All sewer users shall be surcharged for concentrations exceeding the limitation established by the Sewer Use Ordinance.							
SEPTAGE HAULER RATES				\$0.060	per	gallon	

Water & Sewer Authority of Cabarrus County

Rates and Charges

For Fiscal Year 2023-2024

PROGRAM FEE SCHEDULE

Following is a list of the known industries and the Program Fees assessed to each.

Other industries added to the program during the year will be required to pay a

Program Fee as specified in the Sewer Use Ordinance and prorated

for the months remaining in the fiscal year.

					MONTHLY	MONTHLY
					PROGRAM COST	SAMPLING FEE
Americhem					\$ 100.00	\$ 411.12
Atruim Cabarrus 1					\$ 100.00	\$ 411.12
Atruim Cabarrus 2					\$ 100.00	\$ 411.12
Carvana					\$ 45.00	\$ 290.73
Celgard LLC					\$ 75.00	\$ 285.89
CMS Landfill V BFI					\$ 110.00	\$ 908.11
Charlotte Water-CMUD					\$ 1,935.00	\$ 1,286.52
City of Concord - Hillgrove					\$ 990.00	\$ 790.20
City of Kannapolis -Water Trmt Plant					\$ 75.00	\$ 285.89
Corning-Concord Facility					\$ 100.00	\$ 411.12
Galvan Industries					\$ 100.00	\$ 411.12
HeiQ Chem-Tex					\$ 100.00	\$ 411.12
Heritage-Crystal Clean					\$ 1,485.00	\$ 1,072.78
Intertape Polymer- MCWWTP					\$ 100.00	\$ 1,033.36
Krispy Kreme					\$ 180.00	\$ 430.45
NC Research Pipe 1					\$ 75.00	\$ 285.89
NC Research Pipe 2					\$ 75.00	\$ 285.89
Oldcastle Precast					\$ 45.00	\$ 163.86
Owens Corning					\$ 100.00	\$ 520.45
Perdue Farms					\$ 335.00	\$ 784.69
Prime Beverage					\$ 160.00	\$ 1,050.69
S&D Main					\$ 75.00	\$ 285.89
S&D Commercial Park					\$ 280.00	\$ 912.03
Star America					\$ 100.00	\$ 411.12
Stericycle 1					\$ 100.00	\$ 411.12
Stericycle 2					\$ 75.00	\$ 285.89
Tegra					\$ 100.00	\$ 411.12
				Monthly Total	\$ 7,115.00	\$ 14,659.29
				Yearly Total	\$ 85,380.00	\$ 175,911.48

WATER AND SEWER AUTHORITY OF CABARRUS COUNTY						
2023- 24 RATE CALCULATIONS						
Lake Howell Reservoir -- Raw Water Permitted Capacity Rates						
<u>Rate Calculation</u>						
Total Budgeted Expense				\$	306,029	
Total Permitted Raw Water Withdrawal in MGD's					14.600	MGD's
Raw Water Permitted Capacity Rate Per Million Gallons				\$	20,961	
Allocation of Lake Howell Expense To Concord and Kannapolis						
Based on Allocated Permitted Raw Water Capacity						
			Permitted Flows <u>In MGD</u>	Yearly <u>Charge</u>	Monthly <u>Charge</u>	
Concord Share			12.000	\$ 251,525	\$ 20,960.44	82.19%
Kannapolis Share			<u>2.600</u>	<u>\$ 54,504</u>	<u>\$ 4,541.98</u>	17.81%
Total			<u>14.600</u>	<u>\$ 306,029</u>		
By agreement between the Cities of Concord and Kannapolis, the methodology used to allocate expenses will be on a proportional basis.						
Allocated Permitted Flows per 2006 Settlement Agreement						
			Permitted Flows <u>In MGD</u>	Percentage of <u>Permitted Flow</u>		
Concord Share			12.000	82.1918%		
Kannapolis Share			<u>2.600</u>	<u>17.8082%</u>		
Total			<u>14.600</u>	<u>100.0000%</u>		

WATER AND SEWER AUTHORITY OF CABARRUS COUNTY							
BUDGETED CHARGES TO CUSTOMERS/MUNICIPALITIES 2023-2024							
							2/1/2023
	FY 2022-2023				FY 2023-2024		
	Fixed	Fixed		Fixed	Fixed		Difference
	Treatment	Interceptor	Total	Treatment	Interceptor	Total	Increase (Decrease)
Concord	\$ 2,748,949	\$ 955,640	\$ 3,704,589	\$ 2,651,846	\$ 1,024,178	\$ 3,676,024	\$ (28,565)
Mt. Pleasant	\$ 66,662	\$ 23,369	\$ 90,031	\$ 63,927	\$ 23,842	\$ 87,769	\$ (2,262)
Harrisburg	\$ 438,746	\$ 156,361	\$ 595,107	\$ 451,243	\$ 178,089	\$ 629,332	\$ 34,225
Kannapolis	\$ 1,337,202	\$ 460,838	\$ 1,798,040	\$ 1,295,612	\$ 494,298	\$ 1,789,910	\$ (8,130)
Charlotte Wtr	\$ 555,185	\$ 129,774	\$ 684,959	\$ 396,714	\$ 136,693	\$ 533,407	\$ (151,552)
	\$ 5,146,744	\$ 1,725,982	\$ 6,872,726	\$ 4,859,342	\$ 1,857,100	\$ 6,716,442	\$ (156,284)
	FY 2022-2023				FY 2023-2024		
Budgeted	Variable			Variable			Difference
	Combined		Total	Combined		Total	Increase (Decrease)
Concord	\$ 5,137,040		\$ 5,137,040	\$ 5,545,240		\$ 5,545,240	\$ 408,200
Mt. Pleasant	\$ 130,880		\$ 130,880	\$ 114,790		\$ 114,790	\$ (16,090)
Harrisburg	\$ 932,520		\$ 932,520	\$ 1,033,110		\$ 1,033,110	\$ 100,590
Kannapolis	\$ 2,380,380		\$ 2,380,380	\$ 2,569,530		\$ 2,569,530	\$ 189,150
Charlotte Wtr	\$ 2,944,800		\$ 2,944,800	\$ 3,178,800		\$ 3,178,800	\$ 234,000
	\$ 11,525,620		\$ 11,525,620	\$ 12,441,470		\$ 12,441,470	\$ 915,850
	Budgeted Flow in	Growth in	Total Fixed	Budgeted Flow in	Growth in	Total Fixed	Total
	MG's CAL	Flow	& Variable	MG's CAL	Flow	& Variable	Difference
Concord	3,140.0	(0)	\$ 7,254,361	3,140.0	0.00%	\$ 9,221,264	\$ 379,635
Mt. Pleasant	80.0	(0)	\$ 189,046	65.0	-18.75%	\$ 202,559	\$ (18,352)
Harrisburg	570.0	12.87%	\$ 1,028,285	585.0	2.63%	\$ 1,662,442	\$ 134,815
Kannapolis	1,455.0	2.46%	\$ 3,098,630	1,455.0	0.00%	\$ 4,359,440	\$ 181,020
Charlotte Wtr	1,800.0	2.86%	\$ 3,486,640	1,800.0	0.00%	\$ 3,712,207	\$ 82,448
	7,045.0	0.07%	\$ 15,056,962	7,045.0	0.00%	\$ 19,157,912	\$ 759,566
For reference only-Equivalent Rates			FY 2020-2021			FY 2023-2024	Thousand
Blended Cabarrus Jurisdictions Only			\$ 2.181			\$ 2.945	\$ 0.76
Concord			\$ 2.240			\$ 2.937	\$ 0.70
Mt. Pleasant			\$ 2.324			\$ 3.116	\$ 0.79
Harrisburg			\$ 2.041			\$ 2.842	\$ 0.80
Kannapolis			\$ 2.103			\$ 2.996	\$ 0.89
Charlotte Wtr			\$ 2.250			\$ 2.062	\$ (0.19)
Equivalent Rate is calculated by adding total variable costs plus total fixed costs, divided by budget flow.							

**WSACC Summary of Budgeted Charges
Fiscal Year 2023-2024**

3/11/2023

City of Concord

	<u>Annual</u>	<u>Monthly</u>
Fixed Charges-Debt Service and Capital Outlay		
Treatment	\$ 2,651,846	\$ 220,987.17
Interceptor	\$ 1,024,178	\$ 85,348.17
Total Fixed Amount	<u>\$ 3,676,024</u>	<u>\$ 306,335.33</u>
Variable Charges O & M (1)		
Budgeted Flow 3,140,000,000 gal.		
Trmt & Inter Rate \$1.766 /1000 gal.	\$ 5,545,240	\$ 462,103.33
Total Estimated Variable Amount	<u>\$ 5,545,240</u>	<u>\$ 462,103.33</u>
Total Estimated Amount	<u>\$ 9,221,264</u>	<u>\$ 768,438.67</u>

(1) Variable charges will be based on actual flow.

**WSACC Summary of Budgeted Charges
Fiscal Year 2023-2024**

3/11/2023

Town of Mt. Pleasant

	<u>Annual</u>	<u>Monthly</u>
Fixed Charges-Debt Service and Capital Outlay		
Treatment	\$ 63,927	\$ 5,327.25
Interceptor	<u>\$ 23,842</u>	<u>\$ 1,986.83</u>
Total Fixed Amount	<u><u>\$ 87,769</u></u>	<u><u>\$ 7,314.08</u></u>
Variable Charges O & M (1)		
Budgeted Flow 65,000,000 gal.		
Trmt & Inter Rate \$1.766 /1000 gal.	\$ 114,790	\$ 9,565.83
Total Estimated Variable Amount	<u><u>\$ 114,790</u></u>	<u><u>\$ 9,565.83</u></u>
Total Estimated Amount	<u><u>\$ 202,559</u></u>	<u><u>\$ 16,879.92</u></u>

(1) Variable charges will be based on actual flow.

**WSACC Summary of Budgeted Charges
Fiscal Year 2023-2024**

3/11/2023

Town of Harrisburg

	<u>Annual</u>	<u>Monthly</u>
Fixed Charges-Debt Service and Capital Outlay		
Treatment	\$ 451,243	\$ 37,603.58
Interceptor	\$ 178,089	\$ 14,840.75
Total Fixed Amount	<u>\$ 629,332</u>	<u>\$ 52,444.33</u>
Variable Charges O & M (1)		
Budgeted Flow 585,000,000 gal.		
Trmt & Inter Rate \$1.766 /1000 gal.	\$ 1,033,110	\$ 86,092.50
Total Estimated Variable Amount	<u>\$ 1,033,110</u>	<u>\$ 86,092.50</u>
Total Estimated Amount	<u><u>\$ 1,662,442</u></u>	<u><u>\$ 138,536.83</u></u>

(1) Variable charges will be based on actual flow.

**WSACC Summary of Budgeted Charges
Fiscal Year 2023-2024**

3/11/2023

City of Kannapolis

	<u>Annual</u>	<u>Monthly</u>
Fixed Charges-Debt Service and Capital Outlay		
Treatment	\$ 1,295,612	\$ 107,967.67
Interceptor	<u>\$ 494,298</u>	<u>\$ 41,191.50</u>
Total Fixed Amount	<u><u>\$ 1,789,910</u></u>	<u><u>\$ 149,159.17</u></u>
Variable Charges O & M (1)		
Budgeted Flow 1,455,000,000 gal.		
Trmt & Inter Rate \$1.7660 /1000 gal.	\$ 2,569,530	\$ 214,127.50
Total Estimated Variable Amount	<u><u>\$ 2,569,530</u></u>	<u><u>\$ 214,127.50</u></u>
Total Estimated Amount	<u><u>\$ 4,359,440</u></u>	<u><u>\$ 363,286.67</u></u>

(1) Variable charges will be based on actual flow.

WSACC Summary of Budgeted Charges
Fiscal Year 2023-2024

3/11/2023

Charlotte Water

	<u>Annual</u>	<u>Monthly</u>
Fixed Charges-Debt Service and Capital Outlay		
Treatment	\$ 396,714	\$ 33,059.50
Interceptor	<u>\$ 136,693</u>	<u>\$ 11,391.08</u>
Total Fixed Amount	<u>\$ 533,407</u>	<u>\$ 44,450.58</u>
Variable Charges O & M (1)		
Budgeted Flow 1,800,000,000 gal.		
Trmt & Inter Rate \$1.766 /1000 gal.	\$ 3,178,800	\$ 264,900.00
Total Estimated Variable Amount	<u>\$ 3,178,800</u>	<u>\$ 264,900.00</u>
Total Estimated Amount	<u>\$ 3,712,207</u>	<u>\$ 309,350.58</u>

(1) Variable charges will be based on actual flow.

Water & Sewer Authority of Cabarrus County
System Development Fees (Wholesale)
Effective July 1, 2023-June 30, 2024

<u>Meter Size in Inches</u>	<u>System Development Fees</u>
5/8 & 3/4" Single-Family Residential or Small Business	\$ 2,968
1"	\$ 4,947
1.5"	\$ 9,893
2"	\$ 15,829
3"	\$ 31,659
4"	\$ 49,467
6"	\$ 98,933
8"	\$ 158,293
10"	\$ 415,520
12"	\$ 524,347
Multi-Family (Apartments, Condos, Duplexes) 2 Bedrooms or less SDF per unit	\$ 1,696
Multi-Family (Apartments, Condos, Duplexes) 3 Bedrooms or more SDF per unit	\$ 2,968